



КАТАЛОГ ПРОЕКТОРОВ ОПТОМА

Архангельск (8182)63-90-72
Астана (7172)727-132
Астрахань (8512)99-46-04
Барнаул (3852)73-04-60
Белгород (4722)40-23-64
Брянск (4832)59-03-52
Владивосток (423)249-28-31
Волгоград (844)278-03-48
Вологда (8172)26-41-59
Воронеж (473)204-51-73
Екатеринбург (343)384-55-89

Иваново (4932)77-34-06
Ижевск (3412)26-03-58
Иркутск (395)279-98-46
Казань (843)206-01-48
Калининград (4012)72-03-81
Калуга (4842)92-23-67
Кемерово (3842)65-04-62
Киров (8332)68-02-04
Краснодар (861)203-40-90
Красноярск (391)204-63-61
Курск (4712)77-13-04
Липецк (4742)52-20-81

Магнитогорск (3519)55-03-13
Москва (495)268-04-70
Мурманск (8152)59-64-93
Набережные Челны (8552)20-53-41
Нижний Новгород (831)429-08-12
Новокузнецк (3843)20-46-81
Новосибирск (383)227-86-73
Омск (3812)21-46-40
Орел (4862)44-53-42
Оренбург (3532)37-68-04
Пенза (8412)22-31-16

Пермь (342)205-81-47
Ростов-на-Дону (863)308-18-15
Рязань (4912)46-61-64
Самара (846)206-03-16
Санкт-Петербург (812)309-46-40
Саратов (845)249-38-78
Севастополь (8692)22-31-93
Симферополь (3652)67-13-56
Смоленск (4812)29-41-54
Сочи (862)225-72-31
Ставрополь (8652)20-65-13

Сургут (3462)77-98-35
Тверь (4822)63-31-35
Томск (3822)98-41-53
Тула (4872)74-02-29
Тюмень (3452)66-21-18
Ульяновск (8422)24-23-59
Уфа (347)229-48-12
Хабаровск (4212)92-98-04
Челябинск (351)202-03-61
Череповец (8202)49-02-64
Ярославль (4852)69-52-93

Киргизия (996)312-96-26-47 Казахстан (772)734-952-31 Таджикистан (992)427-82-92-69

Единый адрес для всех регионов: www.optoma.nt-rt.ru || omq@nt-rt.ru

PROJECTORS

Ultra short throw

ZH500UST



ZH400UST



EH320USTi



Resolution	1080p Full HD (1920x1080)	1080p Full HD (1920x1080)	1080p Full HD (1920x1080)
Native aspect ratio	16:9	16:9	16:9
Brightness ¹	5,000 Lumens	4,000 Lumens	4,000 Lumens
Contrast ratio	100,000:1	100,000:1	20,000:1
Light source type	Laser	Laser	Lamp
Light source expected lifetime (max hrs) ²	30,000	30,000	10,000
Noise level (typical) ³	33dB	30dB	28dB
Net weight	5.7kg	5.6kg	4.85kg
Dimensions (W x D x H) mm	383 x 318 x 111	382 x 310 x 124	385 x 310 x 120
Throw ratio	0.25:1	0.25:1	0.25:1
Zoom type	Fixed	Fixed	Fixed
Screen size	2.29m ~ 3.05m (90" ~ 120") diagonal	2.21m ~ 2.59m (87" ~ 102") diagonal	2.03m ~ 2.54m (80" ~ 100") diagonal
Keystone	+/-15% horizontal, +/-15% vertical	+/-15% vertical	+/-5% vertical
Native offset	120%	120%	118%
Lens shift	-	-	-
Connections	Inputs: 2 x HDMI 1.4a 3D support, 1 x VGA (YPbPr/RGB), 1 x Composite video, 1 x Audio 3.5mm, 1 x Audio RCA L&R, 1 x Mic 3.5mm. Outputs: 1 x VGA shared with VGA2, 1 x Audio 3.5mm, 1 x USB-A 3.5mm. Control: 1 x USB-A reader, 1 x RS232, 1 x RJ45, 1 x mini USB service, 1 x USB-A wireless	Inputs: 2 x HDMI 1.4a 3D support, 2 x VGA (YPbPr/RGB), 1 x Composite video, 1 x Audio 3.5mm, 1 x Audio RCA L&R. Outputs: 1 x VGA shared with VGA2, 1 x Audio 3.5mm, 1 x USB-A power 2A. Control: 1 x RS232, 1 x RJ45, 1 x mini USB service, 1 x USB-A wireless	Inputs: 2 x HDMI 1.4a 3D support, 2 x VGA (YPbPr/RGB), 1 x Composite video, 1 x Audio 3.5mm, 1 x Audio RCA L&R. Outputs: 1 x VGA shared with VGA2, 1 x Audio 3.5mm, 1 x USB-A power 2A. Control: 1 x RS232, 1 x RJ45, 1 x 12V trigger, 1 x mini USB mouse/service, 1 x 3D sync
Speaker	1x 10W	1x 10W	1x 16W
Optional wireless models	UHDCAST Pro, QuickCast Bundle, QuickCast starter kit, WHD200, WUSB	UHDCAST Pro, QuickCast Bundle, QuickCast starter kit, WHD200, WUSB	UHDCAST Pro, QuickCast Bundle, QuickCast starter kit, WHD200
Carry bag	○	○	○
Features	24/7 operation, Auto Power off, AV Mute, Full HD 1080p, HDMI	Full3D, Auto Power off, USB power, UST, USB reader	Full3D, Auto Power off, USB power, UST, Eco+

Ultra short throw

EH320UST



EH319USTi



EH330UST



W320USTi



1080p Full HD (1920x1080)	1080p Full HD (1920x1080)	1080p Full HD (1920x1080)	WXGA (1280x800)
16:9	16:9	16:9	16:10
4,000 Lumens	3,500 Lumens	3,600 Lumens	4,000 Lumens
20,000:1	18,000:1	20,000:1	20,000:1
Lamp	Lamp	Lamp	Lamp
10,000	10,000	15,000	10,000
28dB	28dB	26dB	28dB
4.78kg	4.85kg	3.9kg	4.85kg
385 x 310 x 120	385 x 310 x 120	343 x 383 x 112	385 x 310 x 120
0.25:1	0.25:1	0.25:1	0.27:1
Fixed	Fixed	Fixed	Fixed
2.03m ~ 2.54m (80" ~ 100") diagonal	2.03m ~ 2.54m (80" ~ 100") diagonal	2.03m ~ 2.54m (80" ~ 100") diagonal	2.16m ~ 2.92m (85" ~ 115") diagonal
+/-5% vertical	+/-5% vertical	+/-4% horizontal, +/-4% vertical	+/-15% vertical
118%	118%	118%	117%
-	-	-	-
Inputs: 2 x HDMI 1.4a 3D support, 2 x VGA (YPbPr/RGB), 1 x Composite video, 1 x Audio 3.5mm, 1 x Audio RCA L&R. Outputs: 1 x VGA shared with VGA2, 1 x Audio 3.5mm, 1 x USB-A power 2A. Control: 1 x RS232, 1 x RJ45, 1 x 12V trigger, 1 x mini USB mouse/service, 1 x 3D sync	Inputs: 2 x HDMI 1.4a 3D support, 2 x VGA (YPbPr/RGB), 1 x Composite video, 1 x Audio 3.5mm, 1 x Audio RCA L&R. Outputs: 1 x VGA shared with VGA2, 1 x Audio 3.5mm, 1 x USB-A power 2A. Control: 1 x RS232, 1 x RJ45, 1 x 12V trigger, 1 x mini USB mouse/service, 1 x 3D sync	Inputs: 1 x HDMI 1.4a 3D support + MHL, 1 x HDMI 1.4a 3D support, 1 x VGA (YPbPr/RGB), 1 x Composite video, 1 x Audio 3.5mm, 2 x USB-A reader/wireless. Outputs: 1 x VGA, 1 x Audio 3.5mm. Control: 1 x RS232, 1 x RJ45	Inputs: 2 x HDMI 1.4a 3D support, 2 x VGA (YPbPr/RGB), 1 x Composite video, 1 x Audio 3.5mm, 1 x Audio RCA L&R. Outputs: 1 x VGA shared with VGA2, 1 x Audio 3.5mm, 1 x USB-A power 2A. Control: 1 x RS232, 1 x RJ45, 1 x 12V trigger, 1 x mini USB mouse/service, 1 x 3D sync
1x 16W	1x 16W	1x 16W	1x 16W
UHDCAST Pro, QuickCast Bundle, QuickCast starter kit, WHD200	UHDCAST Pro, QuickCast Bundle, QuickCast starter kit, WHD200	UHDCAST Pro, QuickCast Bundle, QuickCast starter kit, WHD200, WUSB	UHDCAST Pro, QuickCast Bundle, QuickCast starter kit, WHD200
○	○	○	○
Full3D, Auto Power off, USB power, UST, Eco+	Full3D, Auto Power off, USB power, UST, Eco+	Full3D, Auto Power off, USB power, UST, Eco+	Full3D, Auto Power off, USB power, UST, Eco+

PROJECTORS

Ultra short throw

W320UST



W319USTire



W330UST



Resolution	WXGA (1280x800)	WXGA (1280x800)	WXGA (1280x800)
Native aspect ratio	16:10	16:10	16:10
Brightness ¹	4,000 Lumens	3,500 Lumens	3,600 Lumens
Contrast ratio	20,000:1	18,000:1	20,000:1
Light source type	Lamp	Lamp	Lamp
Light source expected lifetime (max hrs) ²	10,000	10,000	15,000
Noise level (typical) ³	28dB	26dB	26dB
Net weight	4.78kg	4.57kg	3.9kg
Dimensions (W x D x H) mm	385 x 310 x 120	385 x 310 x 120	343 x 383 x 112
Throw ratio	0.27:1	0.27:1	0.27:1
Zoom type	Fixed	Fixed	Fixed
Screen size	2.16m ~ 2.92m (85" ~ 115") diagonal	2.16m ~ 2.92m (85" ~ 115") diagonal	2.16m ~ 2.92m (85" ~ 115") diagonal
Keystone	+/-15% vertical	+/-15% vertical	+/-4% horizontal, +/-4% vertical
Native offset	117%	115%	118%
Lens shift	-	-	-
Connections	Inputs: 2 x HDMI 1.4a 3D support, 2 x VGA (YPbPr/RGB), 1 x Composite video, 1 x Audio 3.5mm, 1 x Audio RCA L&R. Outputs: 1 x VGA shared with VGA2, 1 x Audio 3.5mm, 1 x USB-A power 2A. Control: 1 x RS232, 1 x RJ45, 1 x 12V trigger, 1 x mini USB mouse/service, 1 x 3D sync	Inputs: 2 x HDMI 1.4a 3D support, 2 x VGA (YPbPr/RGB), 1 x Composite video, 1 x Audio 3.5mm, 1 x Audio RCA L&R. Outputs: 1 x VGA shared with VGA2, 1 x Audio 3.5mm, 1 x USB-A power 2A. Control: 1 x RS232, 1 x RJ45, 1 x 12V trigger, 1 x mini USB mouse/service, 1 x 3D sync	Inputs: 1 x HDMI 1.4a 3D support + MHL, 1 x HDMI 1.4a 3D support, 1 x VGA (YPbPr/RGB), 1 x Composite video, 1 x Audio 3.5mm, 2 x USB-A reader/wireless. Outputs: 1 x VGA, 1 x Audio 3.5mm. Control: 1 x RS232, 1 x RJ45
Speaker	1x 16W	1x 16W	1x 16W
Optional wireless models	UHDCast Pro, QuickCast Bundle, QuickCast starter kit, WHD200	UHDCast Pro, QuickCast Bundle, QuickCast starter kit, WHD200	UHDCast Pro, QuickCast Bundle, QuickCast starter kit, WHD200, WUSB
Carry bag	○	○	○
Features	Full3D, Auto Power off, USB power, UST, Eco+	Full3D, Auto Power off, USB power, UST, Eco+	Full3D, Auto Power off, USB power, UST, Eco+

Ultra short throw

X330UST



Short throw

ZH406ST



EH460ST



EH412ST



XGA (1024x768)	1080p Full HD (1920x1080)	1080p Full HD (1920x1080)	1080p Full HD (1920x1080)
4:3	16:9	16:9	16:9
3,600 Lumens	4,200 Lumens	4,200 Lumens	4,000 Lumens
20,000:1	300,000:1	20,000:1	22,000:1
Lamp	Laser	Lamp	Lamp
15,000	30,000	4,500	15,000
26dB	30dB	29dB	26dB
3.9kg	5.5kg	2.95kg	3kg
343 x 383 x 112	337 x 265 x 122.5	345 x 216 x 109	316 x 244 x 108
0.33:1	0.5:1	0.5:1	0.49:1
Fixed	Fixed	Fixed	-
1.78m ~ 2.54m (70" ~ 100") diagonal	0.93m ~ 7.66m (36.43" ~ 301.4") diagonal	1.51m ~ 3.88m (59.6" ~ 152.7") diagonal	0.92m ~ 7.82m (36.2" ~ 307.8") diagonal
+/-4% horizontal, +/-4% vertical	+/-30% horizontal, +/-30% vertical	+/-25% horizontal, +/-30% vertical	+/-40% vertical
120%	116%	115%	116%
-	-	-	-
Inputs: 1 x HDMI 1.4a 3D support + MHL, 1 x HDMI 1.4a 3D support, 1 x VGA (YPbPr/RGB), 1 x Composite video, 1 x Audio 3.5mm, 2 x USB-A reader/wireless. Outputs: 1 x VGA, 1 x Audio 3.5mm. Control: 1 x RS232, 1 x RJ45	Inputs: 1 x HDMI 2.0, 1 x HDMI 1.4a 3D support, 1 x VGA (YPbPr/RGB), 2 x Audio 3.5mm, 1 x Microphone. Outputs: 1 x VGA, 1 x Audio 3.5mm, 1 x USB-A power 1.5A. Control: 1 x RS232, 1 x RJ45, 1 x 12V trigger, 1 x micro USB service, 1 x 3D sync	Inputs: 1 x HDMI 1.4a 3D support, 1 x HDMI 1.4a 3D support + MHL, 1 x VGA (YPbPr/RGB), 1 x Audio 3.5mm, 1 x USB-A reader. Outputs: 1 x VGA (YPbPr/RGB), 1 x Audio 3.5mm. Control: 1 x RS232, 1 x RJ45, 1 x 12V trigger, 1 x mini USB mouse/service	Inputs: 1 x HDMI 2.0, 1 x HDMI 1.4a 3D support + MHL, 1 x VGA (YPbPr/RGB), 1 x Audio 3.5mm. Outputs: 1 x Audio 3.5mm, 1 x USB-A power 1.5A. Control: 1 x RS232
1x 16W	2x 10W	1x 10W	1x 10W
QuickCast Bundle, QuickCast starter kit, WHD200, WUSB	UHDCast Pro, QuickCast Bundle, QuickCast starter kit	QuickCast Bundle, QuickCast starter kit, WHD200, WUSB	UHDCast Pro, QuickCast Bundle, QuickCast starter kit, WHD200
○	○	○	○
Full3D, Auto Power off, USB power, UST, Eco+	24/7 operation, 360 Projection, Auto Power off, AV Mute, Four Corner Adjustment	Eco+, USB power, USB reader, Full HD 1080p, Four Corner Adjustment	Full3D, USB power, Eco+, HDMI, Auto Power off

PROJECTORS

Short throw

EH200ST



W460ST



W318STe



Resolution	1080p Full HD (1920x1080)	WXGA (1280x800)	WXGA (1280x800)
Native aspect ratio	16:9	16:10	16:10
Brightness ¹	3,000 Lumens	4,200 Lumens	3,800 Lumens
Contrast ratio	20,000:1	22,000:1	22,000:1
Light source type	Lamp	Lamp	Lamp
Light source expected lifetime (max hrs) ²	6,500	4,500	15,000
Noise level (typical) ³	26dB	29dB	26dB
Net weight	2.65kg	2.95kg	3kg
Dimensions (W x D x H) mm	315 x 224 x 114	345 x 216 x 109	316 x 244 x 108
Throw ratio	0.49:1	0.525:1	0.52:1
Zoom type	Fixed	Fixed	-
Screen size	1.15m ~ 7.62m (45.3" ~ 300") diagonal	1.48m ~ 3.8m (58.4" ~ 149.5") diagonal	0.91m ~ 7.7m (35.64" ~ 302.98") diagonal
Keystone	+/-40% vertical	+/-25% horizontal, +/-30% vertical	+/-40% vertical
Native offset	116%	112%	112%
Lens shift	-	-	-
Connections	Inputs: 1 x HDMI 1.4a 3D support + MHL, 1 x HDMI 1.4a 3D support. Outputs: 1 x Audio 3.5mm. Control: 1 x 3D sync, 1 x 12V trigger, 1 x mini USB service	Inputs: 1 x HDMI 1.4a 3D support, 1 x HDMI 1.4a 3D support + MHL, 1 x VGA (YPbPr/RGB), 1 x Audio 3.5mm, 1 x USB-A reader. Outputs: 1 x VGA (YPbPr/RGB), 1 x Audio 3.5mm. Control: 1 x USB-A wireless, 1 x RS232, 1 x RJ45, 1 x 12V trigger, 1 x mini USB mouse/service	Inputs: 1 x HDMI 1.4a 3D support + MHL, 1 x HDMI 1.4a 3D support, 2 x VGA (YPbPr/RGB), 1 x Composite video, 1 x Audio 3.5mm, 1 x Mic 3.5mm. Outputs: 1 x VGA (YPbPr/RGB), 1 x Audio 3.5mm. Control: 1 x USB-A power 1A, 1 x RS232, 1 x RJ45
Speaker	1x 10W	1x 10W	1x 10W
Optional wireless models	UHD/QuickCast Pro, QuickCast Bundle, QuickCast starter kit, WHD200	UHD/QuickCast Pro, QuickCast Bundle, QuickCast starter kit, WHD200	UHD/QuickCast Pro, QuickCast Bundle, QuickCast starter kit, WHD200
Carry bag	●	○	○
Features	Full3D, Auto Power off, HDMI, Full HD 1080p, 24p	Eco+, USB power, USB reader, Four Corner Adjustment, Full3D	Full3D, USB power, Eco+, HDMI, Auto Power off

Short throw

W308STe



X308STe



Desktop/install

ZK507-W



4K550



WXGA (1280x800)	XGA (1024x768)	UHD (3840x2160)	UHD (3840x2160)
16:10	4:3	16:9	16:9
3,600 Lumens	3,500 Lumens	5,000 Lumens	5,000 Lumens
22,000:1	22,000:1	300,000:1	10,000:1
Lamp	Lamp	Laser	Lamp
15,000	15,000	20,000	0
26dB	26dB	30dB	32dB
3kg	3kg	9.8kg	5.8kg
316 x 244 x 108	316 x 244 x 108	498 x 331 x 141	392 x 281 x 129
0.52:1	0.617:1	1.39:1 ~ 2.22:1	1.39:1 ~ 2.22:1
-	-	1.6x manual	1.6x manual
0.91m ~ 7.7m (35.64" ~ 302.98") diagonal	0.81m ~ 6.28m (31.9" ~ 247.3") diagonal	0.67m ~ 7.68m (26.45" ~ 302.2") diagonal	0.67m ~ 7.68m (26.45" ~ 302.2") diagonal
+/-40% vertical	+/-40% vertical	0% horizontal, 0% vertical	-
112%	115%	100%	100%
-	-	Vertical +15%, Horizontal: +/-0%	Vertical +15%
Inputs: 1 x HDMI 1.4a 3D support, 1 x VGA (YPbPr/RGB), 1 x Composite video, 1 x Audio 3.5mm. Outputs: 1 x VGA, 1 x Audio 3.5mm, 1 x USB-A power 1A. Control: 1 x RS232	Inputs: 1 x HDMI 1.4a 3D support, 1 x VGA (YPbPr/RGB), 1 x Composite video, 1 x Audio 3.5mm. Outputs: 1 x VGA, 1 x Audio 3.5mm, 1 x USB-A power 1A. Control: 1 x RS232	Inputs: 1 x HDMI 2.0, 1 x HDMI 1.4a 3D support, 1 x VGA (YPbPr/RGB), 1 x Audio 3.5mm. Outputs: 1 x Audio 3.5mm, 1 x S/PDIF, 1 x USB-A power 1.5A. Control: 1 x USB-A service, 1 x RS232, 1 x RJ45, 1 x 12V trigger	Inputs: 1 x HDMI, 1 x HDMI/MHL, 1 x VGA, 1 x Mic 3.5mm, 1 x Audio 3.5mm, 1 x USB-A power 1.5A, 1 x USB-A service, 1 x RJ45, 1 x 12V trigger, 1 x RS232. Outputs: 1 x Audio 3.5mm, 1 x S/PDIF, 2 x Speaker
1x 10W	1x 10W	2x 5W	2x 5W
UHD/QuickCast Pro, QuickCast Bundle, QuickCast starter kit, WHD200	UHD/QuickCast Pro, QuickCast Bundle, QuickCast starter kit, WHD200	UHD/QuickCast Pro, QuickCast Bundle, QuickCast starter kit	UHD/QuickCast Pro, QuickCast Bundle, QuickCast starter kit
○	○	○	○
Full3D, USB power, Eco+, HDMI, Auto Power off	Full3D, USB power, Eco+, HDMI, Auto Power off	4K UHD, 24/7 operation, Auto Power off, AV Mute, Full3D	24p, 4K UHD, Auto Power off, Full3D, HDMI

PROJECTORS

Desktop/install

ZU506Te



WU470



WU416



Resolution	WUXGA (1920x1200)	WUXGA (1920x1200)	WUXGA (1920x1200)
Native aspect ratio	16:10	16:10	16:10
Brightness¹	5,500 Lumens	5,000 Lumens	4,200 Lumens
Contrast ratio	300,000:1	20,000:1	20,000:1
Light source type	Laser	Lamp	Lamp
Light source expected lifetime (max hrs)²	30,000	4,500	7,000
Noise level (typical)³	28dB	29dB	32dB
Net weight	5.5kg	2.95kg	2.99kg
Dimensions (W x D x H) mm	374 x 302 x 117	345 x 216 x 109	315 x 224 x 114
Throw ratio	1.4:1 ~ 2.24:1	1.39:1 ~ 2.09:1	1.4:1 ~ 2.24:1
Zoom type	1.6x manual	1.5x manual	1.6x manual
Screen size	0.74m ~ 7.62m (29.1" ~ 300") diagonal	0.68m ~ 8.48m (26.6" ~ 334") diagonal	0.68m ~ 7.75m (26.94" ~ 305.1") diagonal
Keystone	+/-30% horizontal, +/-30% vertical	+/-20% horizontal, +/-30% vertical	+/-40% vertical
Native offset	99%	108%	94%
Lens shift	Vertical -99 ~ 107%	-	Vertical +13%
Connections	Inputs: 1 x HDMI 2.0, 1 x HDMI 1.4a 3D support, 2 x VGA (YPbPr/RGB), 1 x Composite video, 1 x Mic shared with audio-in, 2 x Audio 3.5mm, 1 x HDBaseT, 1 x S-Video. Outputs: 1 x VGA, 1 x USB-A power 1.5A, 1 x Audio 3.5mm, 1 x 12V trigger. Control: 1 x RS232, 1 x RJ45	Inputs: 1 x HDMI 1.4a 3D support, 1 x HDMI 1.4a 3D support + MHL, 1 x VGA (YPbPr/RGB), 1 x Audio 3.5mm, 1 x USB-A reader. Outputs: 1 x VGA (YPbPr/RGB), 1 x Audio 3.5mm. Control: 1 x USB-A wireless, 1 x RS232, 1 x RJ45, 1 x 12V trigger, 1 x mini USB mouse/service	Inputs: 1 x HDMI 1.4a 3D support + MHL, 1 x HDMI 1.4a 3D support, 1 x VGA (YPbPr/RGB), 1 x Composite video, 2 x Audio 3.5mm. Outputs: 1 x VGA (YPbPr/RGB), 1 x Audio 3.5mm, 1 x USB-A power 1A. Control: 1 x RS232, 1 x RJ45, 1 x mini USB mouse/service
Speaker	2x 10W	1x 10W	1x 10W
Optional wireless models	UHDcast Pro, QuickCast Bundle, QuickCast starter kit, WHD200	UHDcast Pro, QuickCast Bundle, QuickCast starter kit, WHD200, WUSB	QuickCast Bundle, QuickCast starter kit, WHD200
Carry bag	○	○	○
Features	24/7 operation, 360 Projection, Auto Power off, AV Mute, Four Corner Adjustment	Eco+, USB power, USB reader, Four Corner Adjustment, Full3D	Eco+, Full3D, Auto Power off, USB power, Vertical Lens Shift

Desktop/install

ZH506e



EH512



EH470



EH461



1080p Full HD (1920x1080)	1080p Full HD (1920x1080)	1080p Full HD (1920x1080)	1080p Full HD (1920x1080)
16:9	16:9	16:9	16:9
5,500 Lumens	5,000 Lumens	5,000 Lumens	5,000 Lumens
300,000:1	15,000:1	20,000:1	20,000:1
Laser	Lamp	Lamp	Lamp
30,000	7,000	4,500	4,500
28dB	30dB	29dB	29dB
5.5kg	4.6kg	2.95kg	2.95kg
374 x 302 x 117	369 x 295 x 132	345 x 216 x 109	345 x 216 x 109
1.4:1 ~ 2.24:1	1.41:1 ~ 2.24:1	1.39:1 ~ 2.09:1	1.22:1 ~ 1.46:1
1.6x manual	1.6x manual	1.5x manual	1.2x manual
0.72m ~ 7.62m (28.2" ~ 300") diagonal	0.67m ~ 7.65m (26.2" ~ 301.1") diagonal	0.66m ~ 8.25m (25.9" ~ 324.9") diagonal	0.96m ~ 5.3m (37.98" ~ 208.5") diagonal
+/-30% horizontal, +/-30% vertical	+/-20% horizontal, +/-20% vertical	+/-25% horizontal, +/-30% vertical	+/-25% horizontal, +/-30% vertical
103%	99%	115%	115%
Vertical -103 ~ 118%	Vertical +17%	-	-
Inputs: 1 x HDMI 2.0, 1 x HDMI 1.4a 3D support, 1 x VGA (YPbPr/RGB), 1 x Composite video, 1 x Mic shared with audio-in, 2 x Audio 3.5mm. Outputs: 1 x VGA, 1 x USB-A power 1.5A, 1 x Audio 3.5mm, 1 x 12V trigger. Control: 1 x RS232, 1 x RJ45	Inputs: 1 x HDMI 1.4a 3D support + MHL, 1 x HDMI 1.4a 3D support, 1 x VGA (YPbPr/RGB), 1 x Composite video, 1 x Audio 3.5mm, 1 x USB-A reader/wireless. Outputs: 1 x VGA (YPbPr/RGB), 1 x Audio 3.5mm, 1 x 3D sync, 1 x 12V trigger. Control: 1 x USB-A power 1.5A, 1 x RS232, 1 x RJ45	Inputs: 1 x HDMI 1.4a 3D support, 1 x HDMI 1.4a 3D support + MHL, 1 x VGA (YPbPr/RGB), 1 x Audio 3.5mm, 1 x USB-A reader. Outputs: 1 x VGA (YPbPr/RGB), 1 x Audio 3.5mm. Control: 1 x USB-A wireless, 1 x RS232, 1 x RJ45, 1 x 12V trigger, 1 x mini USB mouse/service	Inputs: 1 x HDMI 1.4a 3D support, 1 x HDMI 1.4a 3D support + MHL, 1 x VGA (YPbPr/RGB), 1 x Audio 3.5mm, 1 x USB-A reader. Outputs: 1 x VGA (YPbPr/RGB), 1 x Audio 3.5mm. Control: 1 x USB-A wireless, 1 x RS232, 1 x RJ45, 1 x 12V trigger, 1 x mini USB mouse/service
2x 10W	2x 10W	1x 10W	1x 10W
UHDcast Pro, QuickCast Bundle, QuickCast starter kit, WHD200	QuickCast Bundle, QuickCast starter kit, WHD200, WUSB	UHDcast Pro, QuickCast Bundle, QuickCast starter kit, WHD200, WUSB	UHDcast Pro, QuickCast Bundle, QuickCast starter kit, WHD200, WUSB
○	○	○	○
24/7 operation, 360 Projection, Auto Power off, AV Mute, Four Corner Adjustment	24/7 operation, Auto Power off, Eco+, Four Corner Adjustment, Full HD 1080p	Eco+, USB power, USB reader, Full HD 1080p, Four Corner Adjustment	Eco+, USB power, USB reader, Full HD 1080p, Four Corner Adjustment

PROJECTORS

Desktop/install

ZH406



EH416



ZH403



Resolution	1080p Full HD (1920x1080)	1080p Full HD (1920x1080)	1080p Full HD (1920x1080)
Native aspect ratio	16:9	16:9	16:9
Brightness ¹	4,500 Lumens	4,200 Lumens	4,000 Lumens
Contrast ratio	300,000:1	20,000:1	300,000:1
Light source type	Laser	Lamp	Laser
Light source expected lifetime (max hrs) ²	30,000	7,000	30,000
Noise level (typical) ³	30dB	32dB	30dB
Net weight	5.5kg	2.99kg	5.5kg
Dimensions (W x D x H) mm	337 x 265 x 122.5	315 x 224 x 114	337 x 265 x 122.5
Throw ratio	1.4:1 ~ 2.24:1	1.4:1 ~ 2.24:1	1.21:1 ~ 1.59:1
Zoom type	1.6x manual	1.6x manual	1.3x manual
Screen size	0.81m ~ 7.65m (32" ~ 301.1") diagonal	0.67m ~ 7.7m (26.21" ~ 303.3") diagonal	0.71m ~ 7.63m (28" ~ 300.3") diagonal
Keystone	+/-30% horizontal, +/-30% vertical	+/-40% vertical	0% horizontal, +/-40% vertical
Native offset	100%	99%	110%
Lens shift	Vertical -100 ~ 116%	Vertical +17%	-
Connections	Inputs: 1 x HDMI 2.0, 1 x HDMI 1.4a 3D support, 1 x VGA (YPbPr/RGB), 2 x Audio 3.5mm, 1 x Mic 3.5mm. Outputs: 1 x VGA, 1 x Audio 3.5mm, 1 x USB-A power 1.5A. Control: 1 x RS232, 1 x RJ45, 1 x 12V trigger, 1 x micro USB service, 1 x 3D sync	Inputs: 1 x HDMI 1.4a 3D support + MHL, 1 x HDMI 1.4a 3D support, 1 x VGA (YPbPr/RGB), 1 x Composite video, 2 x Audio 3.5mm. Outputs: 1 x VGA (YPbPr/RGB), 1 x Audio 3.5mm, 1 x USB-A power 1A. Control: 1 x RS232, 1 x RJ45, 1 x mini USB mouse/service	Inputs: 1 x HDMI 2.0, 1 x HDMI 1.4a 3D support, 1 x VGA (YPbPr/RGB), 1 x Audio 3.5mm. Outputs: 1 x Audio 3.5mm, 1 x USB-A power 1.5A. Control: 1 x RS232, 1 x RJ45, 1 x micro USB service
Speaker	2x 10W	1x 10W	1x 10W
Optional wireless models	UHD-Cast Pro, QuickCast Bundle, QuickCast starter kit	UHD-Cast Pro, QuickCast Bundle, QuickCast starter kit, WHD200	UHD-Cast Pro, QuickCast Bundle, QuickCast starter kit, WHD200
Carry bag	○	○	○
Features	24/7 operation, 360 Projection, Auto Power off, AV Mute, Four Corner Adjustment	Eco+, Full3D, Auto Power off, USB power, Vertical Lens Shift	24/7 operation, 360 Projection, Auto Power off, AV Mute, Full3D

Desktop/install

EH400+



W512



W461



W416



Resolution	1080p Full HD (1920x1080)	WXGA (1280x800)	WXGA (1280x800)	WXGA (1280x800)
Native aspect ratio	16:9	16:10	16:10	16:10
Brightness ¹	4,000 Lumens	5,500 Lumens	5,000 Lumens	4,500 Lumens
Contrast ratio	22,000:1	15,000:1	20,000:1	20,000:1
Light source type	Lamp	Lamp	Lamp	Lamp
Light source expected lifetime (max hrs) ²	10,000	7,000	4,500	7,000
Noise level (typical) ³	29dB	30dB	29dB	32dB
Net weight	2.5kg	4.6kg	2.95kg	2.99kg
Dimensions (W x D x H) mm	298 x 230 x 96	369 x 295 x 132	345 x 216 x 109	315 x 224 x 114
Throw ratio	1.13:1 ~ 1.47:1	1.48:1 ~ 2.35:1	1.28:1 ~ 1.54:1	1.47:1 ~ 2.35:1
Zoom type	1.3x manual	1.6x manual	1.2x manual	1.6x manual
Screen size	1.01m ~ 7.62m (39.92" ~ 299.81") diagonal	0.65m ~ 7.65m (25.66" ~ 301.15") diagonal	0.94m ~ 5.19m (37.2" ~ 204.2") diagonal	0.65m ~ 7.7m (25.66" ~ 303.2") diagonal
Keystone	+/-40% vertical	+/-20% horizontal, +/-20% vertical	+/-25% horizontal, +/-30% vertical	+/-40% vertical
Native offset	115%	96%	111%	96%
Lens shift	-	Vertical +16%	-	Vertical +16%
Connections	Inputs: 1 x HDMI 1.4a 3D support + MHL, 1 x HDMI 1.4a 3D support, 2 x VGA (YPbPr/RGB), 1 x Composite video, 1 x S-Video, 2 x Audio 3.5mm. Outputs: 1 x VGA (YPbPr/RGB), 1 x USB-A power 1A, 1 x Audio 3.5mm. Control: 1 x RS232, 1 x RJ45	Inputs: 1 x HDMI 1.4a 3D support + MHL, 1 x HDMI 1.4a 3D support, 1 x VGA (YPbPr/RGB), 1 x Composite video, 1 x Audio 3.5mm, 1 x USB-A reader/wireless. Outputs: 1 x VGA (YPbPr/RGB), 1 x Audio 3.5mm, 1 x USB-A power 1.5A, 1 x 12V trigger. Control: 1 x RS232, 1 x RJ45, 1 x 3D sync	Inputs: 1 x HDMI 1.4a 3D support, 1 x HDMI 1.4a 3D support + MHL, 1 x VGA (YPbPr/RGB), 1 x Audio 3.5mm, 1 x USB-A reader. Outputs: 1 x VGA (YPbPr/RGB), 1 x Audio 3.5mm, 1 x USB-A wireless, 1 x RS232, 1 x RJ45, 1 x 12V trigger, 1 x mini USB mouse/service	Inputs: 1 x HDMI 1.4a 3D support + MHL, 1 x HDMI 1.4a 3D support, 1 x VGA (YPbPr/RGB), 1 x Composite video, 2 x Audio 3.5mm. Outputs: 1 x VGA (YPbPr/RGB), 1 x Audio 3.5mm, 1 x USB-A power 1A. Control: 1 x RS232, 1 x RJ45, 1 x mini USB mouse/service
Speaker	1x 10W	2x 10W	1x 10W	1x 10W
Optional wireless models	UHD-Cast Pro, QuickCast Bundle, QuickCast starter kit, WHD200	QuickCast Bundle, QuickCast starter kit, WHD200, WUSB	UHD-Cast Pro, QuickCast Bundle, QuickCast starter kit, WHD200, WUSB	UHD-Cast Pro, QuickCast Bundle, QuickCast starter kit, WHD200
Carry bag	○	○	○	○
Features	Eco+, Full3D, Auto Power off, USB power, 24/7 operation	24/7 operation, Auto Power off, Eco+, Four Corner Adjustment, Full3D	Eco+, USB power, USB reader, Four Corner Adjustment, Full3D	Eco+, Full3D, Auto Power off, USB power, Vertical Lens Shift

PROJECTORS

Desktop/install

W400+



X461



X416



Resolution	WXGA (1280x800)	XGA (1024x768)	XGA (1024x768)
Native aspect ratio	16:10	4:3	4:3
Brightness ¹	4,000 Lumens	5,000 Lumens	4,300 Lumens
Contrast ratio	22,000:1	20,000:1	20,000:1
Light source type	Lamp	Lamp	Lamp
Light source expected lifetime (max hrs) ²	10,000	4,500	7,000
Noise level (typical) ³	29dB	29dB	32dB
Net weight	2.5kg	2.95kg	2.99kg
Dimensions (W x D x H) mm	298 x 230 x 96	345 x 216 x 109	315 x 224 x 114
Throw ratio	1.19:1 ~ 1.54:1	1.6:1 ~ 1.92:1	1.39:1 ~ 1.9:1
Zoom type	1.3x manual	1.2x manual	1.36x manual
Screen size	0.92m ~ 7.65m (36.1" ~ 301.1") diagonal	0.65m ~ 7.81m (25.6" ~ 307.5") diagonal	0.85m ~ 7.64m (33.62" ~ 300.7") diagonal
Keystone	+/-40% vertical	+/-25% horizontal, +/-30% vertical	+/-0% horizontal, +/-40% vertical
Native offset	112%	114%	98%
Lens shift	-	-	Vertical +17%
Connections	Inputs: 1 x HDMI 1.4a 3D support + MHL, 1 x HDMI 1.4a 3D support, 2 x VGA (YPbPr/RGB), 1 x Composite video, 1 x S-Video, 2 x Audio 3.5mm. Outputs: 1 x VGA (YPbPr/RGB), 1 x USB-A power 1A, 1 x Audio 3.5mm. Control: 1 x RS232, 1 x RJ45	Inputs: 1 x HDMI 1.4a 3D support, 1 x HDMI 1.4a 3D support + MHL, 1 x VGA (YPbPr/RGB), 1 x Audio 3.5mm, 1 x USB-A reader. Outputs: 1 x VGA (YPbPr/RGB), 1 x Audio 3.5mm. Control: 1 x USB-A wireless, 1 x RS232, 1 x RJ45, 1 x 12V trigger, 1 x mini USB mouse/service	Inputs: 1 x HDMI 1.4a 3D support + MHL, 1 x HDMI 1.4a 3D support, 1 x VGA (YPbPr/RGB), 1 x Composite video, 2 x Audio 3.5mm. Outputs: 1 x VGA (YPbPr/RGB), 1 x Audio 3.5mm, 1 x USB-A power 1A. Control: 1 x RS232, 1 x RJ45, 1 x mini USB mouse/service
Speaker	1x 10W	1x 10W	1x 10W
Optional wireless models	UHDCast Pro, QuickCast Bundle, QuickCast starter kit, WHD200	UHDCast Pro, QuickCast Bundle, QuickCast starter kit, WHD200, WUSB	UHDCast Pro, QuickCast Bundle, QuickCast starter kit, WHD200
Carry bag	○	○	○
Features	Eco+, Full3D, Auto Power off, USB power, 24/7 operation	Eco+, USB power, USB reader, Four Corner Adjustment, Full3D	Eco+, Full3D, Auto Power off, USB power, Vertical Lens Shift

Desktop/install

X400+



Mobile

WU337



EH412



EH400



XGA (1024x768)	WUXGA (1920x1200)	1080p Full HD (1920x1080)	1080p Full HD (1920x1080)
4:3	16:10	16:9	16:9
4,000 Lumens	3,600 Lumens	4,500 Lumens	4,000 Lumens
22,000:1	20,000:1	22,000:1	22,000:1
Lamp	Lamp	Lamp	Lamp
10,000	15,000	15,000	10,000
29dB	27dB	26dB	29dB
2.5kg	2.95kg	2.91kg	2.41kg
298 x 230 x 96	316 x 244 x 108	316 x 244 x 108	298 x 230 x 96
1.49:1 ~ 1.93:1	1.58:1 ~ 2.06:1	1.12:1 ~ 1.47:1	1.47:1 ~ 1.63:1
1.3x manual	1.3x manual	1.3x manual	1.1x manual
0.78m ~ 7.63m (30.68" ~ 300.3") diagonal	0.69m ~ 7.59m (27" ~ 299") diagonal	0.78m ~ 7.66m (30.8" ~ 301.4") diagonal	0.85m ~ 7.77m (33.5" ~ 306") diagonal
+/-40% vertical	+/-40% vertical	+/-40% vertical	+/-40% vertical
115%	110%	116%	115%
-	-	-	-
Inputs: 1 x HDMI 1.4a 3D support + MHL, 1 x HDMI 1.4a 3D support, 2 x VGA (YPbPr/RGB), 1 x Composite video, 1 x S-Video, 2 x Audio 3.5mm. Outputs: 1 x VGA (YPbPr/RGB), 1 x USB-A power 1A, 1 x Audio 3.5mm. Control: 1 x RS232, 1 x RJ45	Inputs: 1 x HDMI 1.4a 3D support + MHL, 1 x HDMI 1.4a 3D support, 1 x VGA (YPbPr/RGB), 1 x Composite video, 1 x Audio 3.5mm. Outputs: 1 x Audio 3.5mm, 1 x USB-A power 1.5A. Control: 1 x RS232, 1 x RJ45	Inputs: 1 x HDMI 2.0, 1 x HDMI 1.4a 3D support, 1 x VGA (YPbPr/RGB), 1 x Audio 3.5mm. Outputs: 1 x Audio 3.5mm, 1 x USB-A power 1.5A. Control: 1 x RS232	Inputs: 1 x HDMI 1.4a 3D support, 1 x VGA (YPbPr/RGB), 1 x Composite video, 1 x Audio 3.5mm, 1 x HDMI 1.4a 3D support + MHL. Outputs: 1 x VGA (YPbPr/RGB), 1 x Audio 3.5mm, 1 x USB-A power 1A. Control: 1 x RS232
1x 10W	1x 10W	1x 10W	1x 2W
UHDCast Pro, QuickCast Bundle, QuickCast starter kit, WHD200	UHDCast Pro, QuickCast Bundle, QuickCast starter kit, WHD200	UHDCast Pro, QuickCast Bundle, QuickCast starter kit, WHD200	UHDCast Pro, QuickCast Bundle, QuickCast starter kit, WHD200
○	○	○	○
Eco+, Full3D, Auto Power off, USB power, 24/7 operation	Eco+, USB power, Full3D, Full HD WUXGA, HDMI	Eco+, USB power, Full HD 1080p, Full3D, HDMI	Eco+, Full3D, Auto Power off, USB power, 24/7 operation

PROJECTORS

Mobile

EH345



EH335



EH334



Resolution	1080p Full HD (1920x1080)	1080p Full HD (1920x1080)	1080p Full HD (1920x1080)
Native aspect ratio	16:9	16:9	16:9
Brightness ¹	3,200 Lumens	3,600 Lumens	3,600 Lumens
Contrast ratio	22,000:1	20,000:1	20,000:1
Light source type	Lamp	Lamp	Lamp
Light source expected lifetime (max hrs) ²	10,000	15,000	15,000
Noise level (typical) ³	29dB	27dB	27dB
Net weight	2.47kg	2.93kg	2.91kg
Dimensions (W x D x H) mm	298 x 230 x 96	316 x 244 x 108	316 x 244 x 108
Throw ratio	1.13:1 ~ 1.47:1	1.47:1 ~ 1.62:1	1.47:1 ~ 1.62:1
Zoom type	1.3x manual	1.1x manual	1.1x manual
Screen size	1.01m ~ 7.62m (39.92" ~ 299.81") diagonal	0.71m ~ 7.65m (28" ~ 301") diagonal	0.71m ~ 7.65m (28" ~ 301") diagonal
Keystone	+/-40% vertical	+/-40% vertical	+/-40% vertical
Native offset	116%	116%	116%
Lens shift	-	-	-
Connections	Inputs: 1 x HDMI 1.4a 3D support, 1 x VGA (YPbPr/RGB), 1 x Composite video, 1 x Audio 3.5mm, 1 x HDMI 1.4a 3D support + MHL. Outputs: 1 x VGA (YPbPr/RGB), 1 x Audio 3.5mm, 1 x USB-A power 1A. Control: 1 x RS232	Inputs: 1 x HDMI 1.4a 3D support + MHL, 1 x HDMI 1.4a 3D support, 1 x VGA (YPbPr/RGB), 1 x Composite video, 1 x Audio 3.5mm. Outputs: 1 x Audio 3.5mm, 1 x USB-A power 1.5A. Control: 1 x RS232, 1 x RJ45	Inputs: 1 x HDMI 1.4a 3D support, 1 x VGA (YPbPr/RGB), 1 x Composite video, 1 x Audio 3.5mm. Outputs: 1 x Audio 3.5mm, 1 x USB-A power 1.5A. Control: 1 x RS232
Speaker	1x 10W	1x 10W	1x 10W
Optional wireless models	UHDCast Pro, QuickCast Bundle, QuickCast starter kit, WHD200	UHDCast Pro, QuickCast Bundle, QuickCast starter kit, WHD200	UHDCast Pro, QuickCast Bundle, QuickCast starter kit, WHD200
Carry bag	○	○	○
Features	Eco+, Full3D, Auto Power off, USB power, Full HD 1080p	Eco+, USB power, Full HD 1080p, Full3D, HDMI	Eco+, USB power, Full HD 1080p, Full3D, HDMI

Mobile

DH350



W400



W335e



W334e



Resolution	1080p Full HD (1920x1080)	WXGA (1280x800)	WXGA (1280x800)	WXGA (1280x800)
Native aspect ratio	16:9	16:10	16:10	16:10
Brightness	3,400 Lumens	4,000 Lumens	3,800 Lumens	3,700 Lumens
Contrast ratio	22,000:1	22,000:1	22,000:1	22,000:1
Light source type	Lamp	Lamp	Lamp	Lamp
Light source expected lifetime (max hrs) ²	12,000	10,000	15,000	15,000
Noise level (typical) ³	25dB	29dB	27dB	27dB
Net weight	2.87kg	2.41kg	3kg	3kg
Dimensions (W x D x H) mm	316 x 244 x 108	298 x 230 x 96	316 x 244 x 108	316 x 244 x 108
Throw ratio	1.47:1 ~ 1.62:1	1.55:1 ~ 1.73:1	1.55:1 ~ 1.73:1	1.55:1 ~ 1.73:1
Zoom type	1.1x manual	1.1x manual	1.1x manual	1.1x manual
Screen size	0.71m ~ 7.65m (28" ~ 301") diagonal	0.82m ~ 7.71m (32.4" ~ 303.6") diagonal	0.82m ~ 7.61m (32.24" ~ 299.53") diagonal	0.82m ~ 7.61m (32.24" ~ 299.53") diagonal
Keystone	+/-40% vertical	+/-40% vertical	+/-40% vertical	+/-40% vertical
Native offset	116%	112%	112%	112%
Lens shift	-	-	-	-
Connections	Inputs: 1 x HDMI 1.4a 3D support + MHL, 1 x HDMI 1.4a 3D support. Outputs: 1 x Audio 3.5mm, 1 x USB-A power 1.5A. Control: 1 x 3D sync, 1 x 12V trigger	Inputs: 1 x HDMI 1.4a 3D support, 1 x VGA (YPbPr/RGB), 1 x Composite video, 1 x Audio 3.5mm, 1 x HDMI 1.4a 3D support + MHL. Outputs: 1 x VGA (YPbPr/RGB), 1 x Audio 3.5mm, 1 x USB-A power 1A. Control: 1 x RS232	Inputs: 1 x HDMI 1.4a 3D support, 1 x VGA (YPbPr/RGB), 1 x Composite video, 1 x Audio 3.5mm. Outputs: 1 x VGA, 1 x Audio 3.5mm, 1 x USB-A power 1A. Control: 1 x RS232	Inputs: 1 x HDMI 1.4a 3D support, 1 x VGA (YPbPr/RGB), 1 x Composite video, 1 x Audio 3.5mm. Outputs: 1 x VGA, 1 x Audio 3.5mm, 1 x USB-A power 1A. Control: 1 x RS232
Speaker	1x 10W	1x 2W	1x 10W	1x 10W
Optional wireless models	UHDCast Pro, QuickCast Bundle, QuickCast starter kit, WHD200	UHDCast Pro, QuickCast Bundle, QuickCast starter kit, WHD200	UHDCast Pro, QuickCast Bundle, QuickCast starter kit, WHD200	UHDCast Pro, QuickCast Bundle, QuickCast starter kit, WHD200
Carry bag	○	○	○	○
Features	USB power, Full HD 1080p, HDMI, Full3D, 24p	Eco+, Full3D, Auto Power off, USB power, 24/7 operation	Full3D, USB power, Eco+, HDMI, HD Ready	Full3D, USB power, Eco+, HDMI, HD Ready

PROJECTORS

Mobile

DW318e



X400



X343e



Resolution	WXGA (1280x800)	XGA (1024x768)	XGA (1024x768)
Native aspect ratio	16:10	4:3	4:3
Brightness ¹	3,700 Lumens	4,000 Lumens	3,800 Lumens
Contrast ratio	20,000:1	22,000:1	22,000:1
Light source type	Lamp	Lamp	Lamp
Light source expected lifetime (max hrs) ²	15,000	10,000	15,000
Noise level (typical) ³	27dB	29dB	27dB
Net weight	3kg	2.41kg	3kg
Dimensions (W x D x H) mm	316 x 244 x 108	298 x 230 x 96	316 x 244 x 108
Throw ratio	1.55:1 ~ 1.73:1	1.95:1 ~ 2.15:1	1.94:1 ~ 2.16:1
Zoom type	1.1x manual	1.1x manual	1.1x manual
Screen size	0.82m ~ 7.61m (32.24" ~ 299.53") diagonal	0.71m ~ 7.73m (27.78" ~ 304.4") diagonal	0.71m ~ 7.73m (27.78" ~ 304.4") diagonal
Keystone	+/-40% vertical	+/-40% vertical	+/-40% vertical
Native offset	112%	115%	115%
Lens shift	-	-	-
Connections	Inputs: 1 x HDMI 1.4a 3D support, 1 x VGA (YPbPr/RGB), 1 x Composite video, 1 x Audio 3.5mm. Outputs: 1 x VGA, 1 x Audio 3.5mm, 1 x USB-A power 1A. Control: 1 x RS232	Inputs: 1 x HDMI 1.4a 3D support, 1 x VGA (YPbPr/RGB), 1 x Composite video, 1 x Audio 3.5mm, 1 x HDMI 1.4a 3D support + MHL. Outputs: 1 x VGA (YPbPr/RGB), 1 x Audio 3.5mm, 1 x USB-A power 1A. Control: 1 x RS232	Inputs: 1 x HDMI 1.4a 3D support, 1 x VGA (YPbPr/RGB), 1 x Composite video, 1 x Audio 3.5mm. Outputs: 1 x VGA, 1 x Audio 3.5mm, 1 x USB-A power 1A. Control: 1 x RS232
Speaker	1x 10W	1x 2W	1x 10W
Optional wireless models	UHDCast Pro, QuickCast Bundle, QuickCast starter kit, WHD200	UHDCast Pro, QuickCast Bundle, QuickCast starter kit, WHD200	UHDCast Pro, QuickCast Bundle, QuickCast starter kit, WHD200
Carry bag	○	○	○
Features	Full3D, USB power, Eco+, HDMI, HD Ready	Eco+, Full3D, Auto Power off, USB power, 24/7 operation	Full3D, USB power, Eco+, HDMI, Auto Power off

Mobile

X342e



DX318e



S343e



S342e



XGA (1024x768)	XGA (1024x768)	SVGA (800x600)	SVGA (800x600)
4:3	4:3	4:3	4:3
3,700 Lumens	3,600 Lumens	3,800 Lumens	3,700 Lumens
22,000:1	20,000:1	22,000:1	22,000:1
Lamp	Lamp	Lamp	Lamp
15,000	15,000	15,000	15,000
27dB	27dB	27dB	27dB
3kg	3kg	3kg	3kg
316 x 244 x 108	316 x 244 x 108	316 x 244 x 108	316 x 244 x 108
1.94:1 ~ 2.16:1	1.94:1 ~ 2.16:1	1.94:1 ~ 2.16:1	1.94:1 ~ 2.16:1
1.1x manual	1.1x manual	1.1x manual	1.1x manual
0.71m ~ 7.73m (27.78" ~ 304.4") diagonal	0.71m ~ 7.73m (27.78" ~ 304.4") diagonal	0.71m ~ 7.73m (27.78" ~ 304.4") diagonal	0.71m ~ 7.73m (27.78" ~ 304.4") diagonal
+/-40% vertical	+/-40% vertical	+/-40% vertical	+/-40% vertical
115%	115%	115%	115%
-	-	-	-
Inputs: 1 x HDMI 1.4a 3D support, 1 x VGA (YPbPr/RGB), 1 x Composite video, 1 x Audio 3.5mm. Outputs: 1 x VGA, 1 x Audio 3.5mm, 1 x USB-A power 1A. Control: 1 x RS232	Inputs: 1 x HDMI 1.4a 3D support, 1 x VGA (YPbPr/RGB), 1 x Composite video, 1 x Audio 3.5mm. Outputs: 1 x VGA, 1 x Audio 3.5mm, 1 x USB-A power 1A. Control: 1 x RS232	Inputs: 1 x HDMI 1.4a 3D support, 1 x VGA (YPbPr/RGB), 1 x Composite video, 1 x Audio 3.5mm. Outputs: 1 x VGA, 1 x Audio 3.5mm, 1 x USB-A power 1A. Control: 1 x RS232	Inputs: 1 x HDMI 1.4a 3D support, 1 x VGA (YPbPr/RGB), 1 x Composite video, 1 x Audio 3.5mm. Outputs: 1 x VGA, 1 x Audio 3.5mm, 1 x USB-A power 1A. Control: 1 x RS232
1x 10W	1x 10W	1x 10W	1x 10W
UHDCast Pro, QuickCast Bundle, QuickCast starter kit, WHD200	UHDCast Pro, QuickCast Bundle, QuickCast starter kit, WHD200	UHDCast Pro, QuickCast Bundle, WHD200	UHDCast Pro, QuickCast Bundle, WHD200
○	○	○	○
Full3D, USB power, Eco+, HDMI, Auto Power off	Full3D, USB power, Eco+, HDMI, Auto Power off	Full3D, USB power, Eco+, HDMI, Auto Power off	Full3D, USB power, Eco+, HDMI, Auto Power off

PROJECTORS

Mobile

DS318e



S334e



DS317e



Resolution	SVGA (800x600)	SVGA (800x600)	SVGA (800x600)
Native aspect ratio	4:3	4:3	4:3
Brightness ¹	3,600 Lumens	3,800 Lumens	3,600 Lumens
Contrast ratio	20,000:1	22,000:1	20,000:1
Light source type	Lamp	Lamp	Lamp
Light source expected lifetime (max hrs) ²	15,000	15,000	15,000
Noise level (typical) ³	27dB	27dB	27dB
Net weight	3kg	3kg	3kg
Dimensions (W x D x H) mm	316 x 244 x 108	316 x 244 x 108	316 x 244 x 108
Throw ratio	1.94:1 ~ 2.16:1	1.94:1 ~ 2.16:1	1.94:1 ~ 2.16:1
Zoom type	1.1x manual	1.1x manual	1.1x manual
Screen size	0.71m ~ 7.73m (27.78" ~ 304.4") diagonal	0.71m ~ 7.73m (27.78" ~ 304.4") diagonal	0.71m ~ 7.73m (27.78" ~ 304.4") diagonal
Keystone	+/-40% vertical	+/-40% vertical	+/-40% vertical
Native offset	115%	115%	115%
Lens shift	-	-	-
Connections	Inputs: 1 x HDMI 1.4a 3D support, 1 x VGA (YPbPr/RGB), 1 x Composite video, 1 x Audio 3.5mm. Outputs: 1 x VGA, 1 x Audio 3.5mm, 1 x USB-A power 1A. Control: 1 x RS232	Inputs: 1 x HDMI 1.4a 3D support, 1 x VGA (YPbPr/RGB), 1 x Composite video, 1 x Audio 3.5mm. Outputs: 1 x Audio 3.5mm, 1 x USB-A power 1A	Inputs: 1 x HDMI 1.4a 3D support, 1 x VGA (YPbPr/RGB), 1 x Composite video, 1 x Audio 3.5mm. Outputs: 1 x Audio 3.5mm, 1 x USB-A power 1A
Speaker	1x 10W	1x 10W	1x 10W
Optional wireless models	UHDCast Pro, QuickCast starter kit, WHD200	UHDCast Pro, QuickCast Bundle, WHD200	UHDCast Pro, QuickCast starter kit, WHD200
Carry bag	○	○	○
Features	Full3D, USB power, Eco+, HDMI, Auto Power off	Full3D, USB power, Eco+, HDMI, Auto Power off	Full3D, USB power, Eco+, HDMI, Auto Power off

Mobile

S322e



DS315e



Ultra mobile LED

LH200



LH160



Resolution	SVGA (800x600)	SVGA (800x600)	1080p Full HD (1920x1080)	1080p Full HD (1920x1080)
Native aspect ratio	4:3	4:3	16:9	16:9
Brightness ¹	3,800 Lumens	3,600 Lumens	2,000 LED Brightness ⁵	1,500 LED Brightness ⁵
Contrast ratio	22,000:1	20,000:1	200,000:1	160,000:1
Light source type	Lamp	Lamp	LED	LED
Light source expected lifetime (max hrs) ²	15,000	15,000	30,000	30,000
Noise level (typical) ³	27dB	27dB	30dB	30dB
Net weight	3kg	3kg	2.2kg	2.2kg
Dimensions (W x D x H) mm	316 x 244 x 108	316 x 244 x 108	280 x 192 x 57	280 x 192 x 57
Throw ratio	1.94:1 ~ 2.16:1	1.94:1 ~ 2.16:1	1.2:1	1.2:1
Zoom type	1.1x manual	1.1x manual	Fixed	Fixed
Screen size	0.71m ~ 7.73m (27.78" ~ 304.4") diagonal	0.71m ~ 7.73m (27.78" ~ 304.4") diagonal	0.47m ~ 2.84m (18.6" ~ 111.8") diagonal	0.47m ~ 2.84m (18.6" ~ 111.8") diagonal
Keystone	+/-40% vertical	+/-40% vertical	+/-20% horizontal, +/-30% vertical	+/-20% horizontal, +/-30% vertical
Native offset	115%	115%	100%	100%
Lens shift	-	-	-	-
Connections	Inputs: 1 x VGA (YPbPr/RGB), 1 x Composite video. Control: 1 x USB-A service	Inputs: 1 x VGA (YPbPr/RGB), 1 x Composite video. Control: 1 x USB-A service	Inputs: 2 x HDMI, 1 x USB-A wireless. Outputs: 1 x USB-A power 1.5A, 1 x Audio 3.5mm	Inputs: 2 x HDMI, 1 x USB-A wireless. Outputs: 1 x USB-A power 1.5A, 1 x Audio 3.5mm
Speaker	-	-	2x 4W	2x 4W
Optional wireless models	-	-	UHDCast Pro, QuickCast starter kit, WHD200, WUSB	UHDCast Pro, QuickCast starter kit, WHD200, WUSB
Carry bag	○	○	●	●
Features	Full3D, Eco+, Auto Power off, Quick Resume	Full3D, Eco+, Auto Power off, Quick Resume	Full3D, USB power, Four Corner Adjustment, HDMI, Full HD 1080p	Full3D, USB power, Four Corner Adjustment, HDMI, Full HD 1080p

PROJECTORS

Ultra mobile LED

ML1050ST+



ML1050ST



ML750ST



Resolution	WXGA (1280x800)	WXGA (1280x800)	WXGA (1280x800)
Native aspect ratio	16:10	16:10	16:10
Brightness ¹	1,000 LED Brightness ⁵	1,000 LED Brightness ⁵	800 LED Brightness ⁵
Contrast ratio	20,000:1	20,000:1	20,000:1
Light source type	LED	LED	LED
Light source expected lifetime (max hrs) ²	20,000	20,000	20,000
Noise level (typical) ³	22dB	22dB	22dB
Net weight	0.42kg	0.42kg	0.42kg
Dimensions (W x D x H) mm	112 x 123 x 57	112 x 123 x 57	112 x 123 x 57
Throw ratio	0.8:1	0.8:1	0.8:1
Zoom type	Fixed	Fixed	Fixed
Screen size	1.27m ~ 2.54m (50" ~ 100") diagonal	0.64m ~ 2.54m (25" ~ 100") diagonal	0.64m ~ 2.54m (25" ~ 100") diagonal
Keystone	+/-40% vertical	+/-40% vertical	+/-40% vertical
Native offset	100%	100%	100%
Lens shift	-	-	-
Connections	Inputs: 1 x HDMI 1.4a 3D support + MHL, 1 x microSD card, 1 x USB-A reader, 1 x Universal I/O - VGA. Outputs: 1 x Audio 3.5mm	Inputs: 1 x HDMI 1.4a 3D support + MHL, 1 x microSD card, 1 x USB-A reader, 1 x VGA (YPbPr/RGB). Outputs: 1 x Audio 3.5mm	Inputs: 1 x HDMI 1.4a 3D support + MHL, 1 x microSD card, 1 x USB-A reader, 1 x VGA (YPbPr/RGB). Outputs: 1 x Audio 3.5mm
Speaker	1x 1W	1x 1W	1x 1W
Optional wireless models	WUSB	WUSB	WUSB
Carry bag	●	●	●
Features	USB reader, HDMI, HD Ready, LED, 24/7 operation	USB reader, HDMI, HD Ready, LED, 24/7 operation	HD Ready, LED, 24/7 operation, 24p, HDMI

Ultra mobile LED

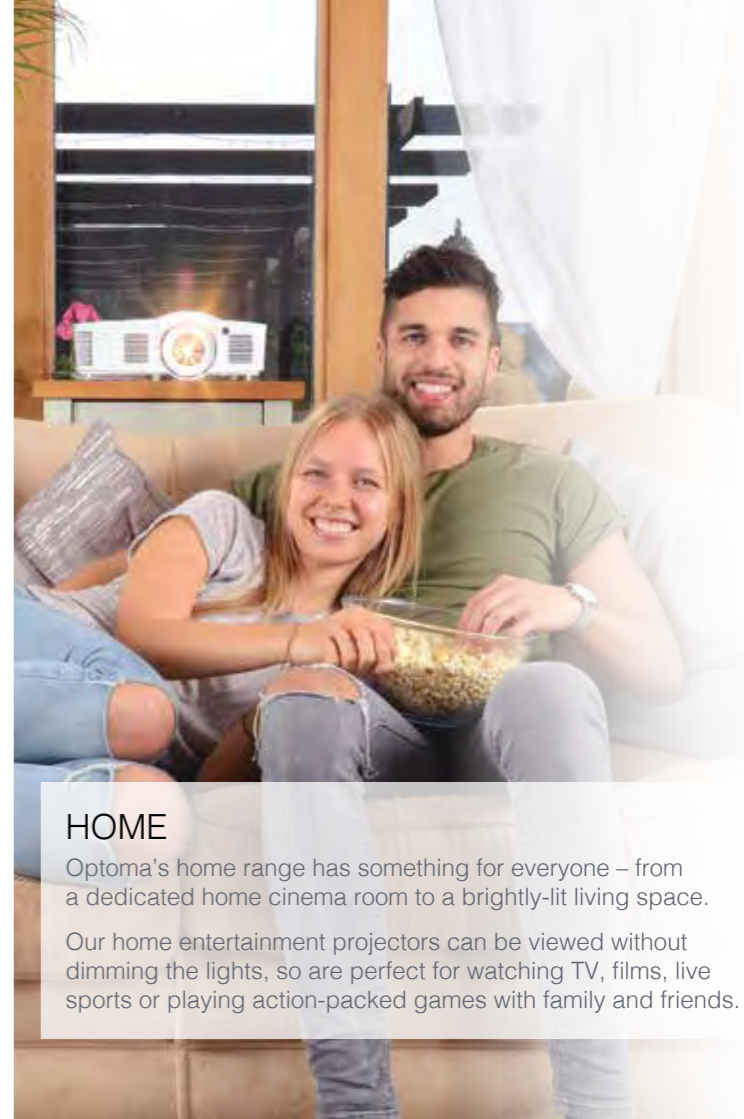
ML750e



LV130



Resolution	WXGA (1280x800)	WVGA (854x480)
Native aspect ratio	16:10	16:9
Brightness ⁵	700 LED Brightness ⁵	300 LED Brightness ⁵
Contrast ratio	20,000:1	100,000:1
Light source type	LED	LED
Light source expected lifetime (max hrs) ²	20,000	30,000
Noise level (typical) ³	30dB	26dB
Net weight	0.38kg	0.4kg
Dimensions (W x D x H) mm	105 x 106 x 39	108 x 126 x 36
Throw ratio	1.5:1	1.1:1
Zoom type	Fixed	Fixed
Screen size	0.43m ~ 2.54m (17" ~ 100") diagonal	0.64m ~ 2.03m (25" ~ 80") diagonal
Keystone	+/-40% vertical	+/-40% vertical
Native offset	100%	100%
Lens shift	-	-
Connections	Inputs: 1 x HDMI 1.4a 3D support + MHL, 1 x microSD card, 1 x USB-A reader. Outputs: 1 x Audio 3.5mm	Inputs: 1 x HDMI 1.4a 3D support + MHL. Outputs: 1 x Audio 3.5mm, 1 x USB-A power 1A
Speaker	1x 1W	1x 1.5W
Optional wireless models	WUSB	-
Carry bag	●	●
Features	USB reader, 24/7 operation, HDMI, HD Ready, LED	USB power, HDMI, LED, 24/7 operation, 24p



HOME

Optoma's home range has something for everyone – from a dedicated home cinema room to a brightly-lit living space.

Our home entertainment projectors can be viewed without dimming the lights, so are perfect for watching TV, films, live sports or playing action-packed games with family and friends.

PROJECTORS

Home

UHZ65UST



UHZ65



UHD65



Resolution	UHD (3840x2160)	UHD (3840x2160)	UHD (3840x2160)
Native aspect ratio	16:9	16:9	16:9
Brightness ¹	3,500 Lumens	3,000 Lumens	2,200 Lumens
Contrast ratio	2,500,000:1	2,000,000:1	1,200,000:1
Light source type	Laser	Laser	Lamp
Light source expected lifetime (max hrs) ²	20,000	20,000	20,000
Noise level (typical) ³	26dB	29dB	25dB
Net weight	11kg	9.5kg	7.8kg
Dimensions (W x D x H) mm	576 x 383 x 130	498 x 331 x 141	498 x 331 x 141
Throw ratio	0.25:1	1.39:1 ~ 2.22:1	1.39:1 ~ 2.22:1
Zoom type	Fixed	1.6x manual	1.6x manual
Screen size	2.16m ~ 3.05m (85" ~ 120") diagonal	0.67m ~ 7.68m (26.45" ~ 302.2") diagonal	0.67m ~ 7.68m (26.45" ~ 302.2") diagonal
Keystone	-	-	-
Native offset	124%	100%	100%
Lens shift	Vertical +0%	Vertical +15%	Vertical +15%
Connections	Inputs: 3 x HDMI 2.0, 1 x USB-A reader. Outputs: 1 x S/PDIF, 1 x USB-A power 1.5A, 1 x Audio 3.5mm. Control: 1 x USB-A service, 1 x RJ45	Inputs: 1 x HDMI 2.0, 1 x HDMI 1.4a 3D support + MHL, 1 x VGA (YPbPr/RGB), 1 x Audio 3.5mm, 1 x USB-A service. Outputs: 1 x Audio 3.5mm, 1 x S/PDIF, 1 x USB-A power 1.5A, 1 x 12V trigger. Control: 1 x RS232, 1 x RJ45	Inputs: 1 x HDMI 2.0, 1 x HDMI 1.4a 3D support + MHL, 1 x VGA (YPbPr/RGB), 1 x Audio 3.5mm, 1 x USB-A service. Outputs: 1 x Audio 3.5mm, 1 x S/PDIF, 1 x USB-A power 1.5A, 1 x 12V trigger. Control: 1 x RS232, 1 x RJ45
Speaker	2x 10W	2x 4W	2x 4W
Optional wireless models	-	-	-
Features	24p, 4K UHD, Auto Power off, CMS, Android	Vertical Lens Shift, Telnet, CMS, 24p, Auto Power off	USB power, Vertical Lens Shift, CMS, 24p, Auto Power off

Home

UHD52ALV



UHD380X



UHD51



UHD350X



UHD (3840x2160)	UHD (3840x2160)	UHD (3840x2160)	UHD (3840x2160)
16:9	16:9	16:9	16:9
3,500 Lumens	3,500 Lumens	2,400 Lumens	2,200 Lumens
500,000:1	500,000:1	500,000:1	250,000:1
Lamp	Lamp	Lamp	Lamp
15,000	15,000	15,000	15,000
25dB	25dB	25dB	25dB
5.22kg	5.22kg	5.22kg	5.22kg
392 x 281 x 118	392 x 281 x 118	392 x 281 x 118	392 x 281 x 118
1.21:1 ~ 1.59:1	1.21:1 ~ 1.59:1	1.21:1 ~ 1.59:1	1.21:1 ~ 1.59:1
1.3x manual	1.3x manual	1.3x manual	1.3x manual
0.87m ~ 7.68m (34.1" ~ 302.4") diagonal	0.87m ~ 7.68m (34.1" ~ 302.4") diagonal	0.87m ~ 7.68m (34.1" ~ 302.4") diagonal	0.87m ~ 7.68m (34.1" ~ 302.4") diagonal
-	-	-	-
105%	105%	105%	105%
Vertical +10%	Vertical +10%	Vertical +10%	Vertical +10%
Inputs: 2 x HDMI 2.0, 1 x VGA (YPbPr/RGB), 1 x Audio 3.5mm, 1 x USB-A reader. Outputs: 1 x Audio 3.5mm, 1 x S/PDIF, 1 x USB-A power 1.5A. Control: 1 x USB-A service, 1 x RS232, 1 x RJ45, 1 x 12V trigger, 1 x USB-A wireless, 1 x USB-A wireless Alexa	Inputs: 2 x HDMI 2.0, 1 x VGA (YPbPr/RGB), 1 x Audio 3.5mm, 1 x USB-A reader. Outputs: 1 x Audio 3.5mm, 1 x S/PDIF, 1 x USB-A power 1.5A. Control: 1 x USB-A service, 1 x RS232, 1 x RJ45, 1 x 12V trigger, 1 x USB-A wireless, 1 x USB-A	Inputs: 2 x HDMI 2.0, 1 x VGA (YPbPr/RGB), 1 x Audio 3.5mm. Outputs: 1 x Audio 3.5mm, 1 x S/PDIF, 1 x USB-A power 1.5A. Control: 1 x USB-A service, 1 x RS232, 1 x RJ45, 1 x 12V trigger	Inputs: 2 x HDMI 2.0, 1 x VGA (YPbPr/RGB), 1 x Audio 3.5mm. Outputs: 1 x Audio 3.5mm, 1 x S/PDIF, 1 x USB-A power 1.5A. Control: 1 x USB-A service, 1 x RS232, 1 x RJ45, 1 x 12V trigger
2x 5W	2x 5W	2x 5W	2x 5W
WUSB	WUSB	-	-
24p, 4K UHD, Auto Power off, Full3D, HDMI	24p, 4K UHD, Auto Power off, Full3D, HDMI	Full3D, 4K UHD, Auto Power off, USB power, Vertical Lens Shift	Full3D, 4K UHD, Auto Power off, USB power, Vertical Lens Shift

PROJECTORS

Home

UHD42



UHD30



UHL55



Resolution	UHD (3840x2160)	UHD (3840x2160)	UHD (3840x2160)
Native aspect ratio	16:9	16:9	16:9
Brightness¹	3,400 Lumens	3,400 Lumens	2,500 LED Brightness [§]
Contrast ratio	500,000:1	500,000:1	500,000:1
Light source type	Lamp	Lamp	LED
Light source expected lifetime (max hrs)²	15,000	15,000	30,000
Noise level (typical)³	26dB	26dB	28dB
Net weight	3.9kg	3.9kg	3.8kg
Dimensions (W x D x H) mm	315 x 270 x 118	315 x 270 x 118	220 x 220 x 135
Throw ratio	1.21:1 ~ 1.59:1	1.5:1 ~ 1.66:1	1.2:1
Zoom type	1.3x manual	1.1x manual	Fixed
Screen size	0.87m ~ 7.68m (34.1" ~ 302.4") diagonal	0.84m ~ 7.62m (33" ~ 300") diagonal	0.76m ~ 5.08m (30" ~ 200") diagonal
Keystone	+/-40% vertical	+/-40% vertical	+/-40% vertical
Native offset	105%	105%	103%
Lens shift	Vertical +10%	Vertical +0%	-
Connections	Inputs: 1 x HDMI 2.0, 1 x HDMI 1.4a 3D support, 1 x VGA (YPbPr/RGB), 1 x Audio 3.5mm. Outputs: 1 x Audio 3.5mm, 1 x S/PDIF. Control: 1 x USB-A power 1.5A, 1 x USB-A service, 1 x RS232, 1 x 12V trigger	Inputs: 1 x HDMI 2.0, 1 x HDMI 1.4a 3D support, 1 x VGA (YPbPr/RGB), 1 x Audio 3.5mm. Outputs: 1 x Audio 3.5mm, 1 x S/PDIF, 1 x USB-A power 1.5A. Control: 1 x USB-A service, 1 x RS232, 1 x 12V trigger	Inputs: 2 x HDMI 2.0. Outputs: 1 x Audio 3.5mm, 1 x S/PDIF, 1 x USB-A wireless Alexa. Control: 1 x USB-A reader, 1 x RJ45
Speaker	1x 10W	1x 10W	2x 8W
Optional wireless models	-	-	-
Features	24p, 4K UHD, Auto Power off, HDMI, USB power	24p, 4K UHD, Auto Power off, HDMI, USB power	24p, 4K UHD, Auto Power off, Full3D, HDMI

Home

HZ45UST



HZ40UST



HD35UST



HD31UST



1080p Full HD (1920x1080)	1080p Full HD (1920x1080)	1080p Full HD (1920x1080)	1080p Full HD (1920x1080)
16:9	16:9	16:9	16:9
4,200 Lumens	4,000 Lumens	3,600 Lumens	3,400 Lumens
3,000,000:1	2,500,000:1	30,000:1	28,000:1
Laser	Laser	Lamp	Lamp
30,000	30,000	15,000	15,000
30dB	30dB	26dB	26dB
5.6kg	5.6kg	3.9kg	3.9kg
382 x 310 x 124	382 x 310 x 124	343 x 383 x 112	343 x 383 x 112
0.25:1	0.25:1	0.25:1	0.25:1
Fixed	Fixed	Fixed	Fixed
2.21m ~ 2.59m (87" ~ 102") diagonal	2.21m ~ 2.59m (87" ~ 102") diagonal	2.03m ~ 2.54m (80" ~ 100") diagonal	2.03m ~ 2.54m (80" ~ 100") diagonal
+/-15% vertical	+/-15% vertical	+/-4% horizontal, +/-4% vertical	+/-4% horizontal, +/-4% vertical
120%	120%	118%	118%
-	-	-	-
Inputs: 2 x HDMI 1.4a 3D support, 2 x VGA (YPbPr/RGB), 1 x Composite video, 1 x Audio 3.5mm, 1 x Audio RCA L&R. Outputs: 1 x VGA shared with VGA2, 1 x Audio 3.5mm, 1 x USB-A power 2A. Control: 1 x RS232, 1 x RJ45, 1 x 12V trigger, 1 x mini USB service, 1 x USB-A reader/wireless	Inputs: 2 x HDMI 1.4a 3D support, 2 x VGA (YPbPr/RGB), 1 x Composite video, 1 x Audio 3.5mm, 1 x Audio RCA L&R. Outputs: 1 x VGA shared with VGA2, 1 x Audio 3.5mm, 1 x USB-A power 2A. Control: 1 x RS232, 1 x RJ45, 1 x 12V trigger, 1 x mini USB service, 1 x USB-A reader/wireless	Inputs: 1 x HDMI 1.4a 3D support + MHL, 1 x HDMI 1.4a 3D support, 1 x VGA (YPbPr/RGB), 1 x Composite video, 1 x Audio 3.5mm, 2 x USB-A reader/wireless. Outputs: 1 x VGA, 1 x Audio 3.5mm. Control: 1 x RS232, 1 x RJ45	Inputs: 1 x HDMI 1.4a 3D support + MHL, 1 x HDMI 1.4a 3D support, 1 x VGA (YPbPr/RGB), 1 x Composite video, 1 x Audio 3.5mm, 2 x USB-A reader/wireless. Outputs: 1 x VGA, 1 x Audio 3.5mm. Control: 1 x RS232, 1 x RJ45
1x 10W	1x 10W	1x 16W	1x 16W
WHD200	WHD200	WHD200, WUSB	WHD200, WUSB
Full3D, Auto Power off, USB power, UST, USB reader	Full3D, Auto Power off, USB power, UST, USB reader	Full3D, USB power, UST, Eco+, Four Corner Adjustment	Full3D, USB power, UST, Eco+, Four Corner Adjustment

PROJECTORS

Home

HD29HST



GT1080e



GT1070Xe



Resolution	1080p Full HD (1920x1080)	1080p Full HD (1920x1080)	1080p Full HD (1920x1080)
Native aspect ratio	16:9	16:9	16:9
Brightness¹	4,000 Lumens	3,000 Lumens	2,800 Lumens
Contrast ratio	50,000:1	25,000:1	23,000:1
Light source type	Lamp	Lamp	Lamp
Light source expected lifetime (max hrs)²	15,000	6,500	6,500
Noise level (typical)³	26dB	26dB	26dB
Net weight	3kg	2.65kg	2.65kg
Dimensions (W x D x H) mm	316 x 244 x 108	315 x 224 x 114	315 x 224 x 114
Throw ratio	0.49:1	0.49:1	0.49:1
Zoom type	Fixed	Fixed	Fixed
Screen size	0.92m ~ 7.82m (36.2" ~ 307.8") diagonal	1.15m ~ 7.62m (45.3" ~ 300") diagonal	1.15m ~ 7.62m (45.3" ~ 300") diagonal
Keystone	+/-40% vertical	+/-40% vertical	+/-40% vertical
Native offset	116%	116%	116%
Lens shift	-	-	-
Connections	Inputs: 1 x HDMI 2.0, 1 x HDMI 1.4a 3D support + MHL, 1 x VGA (YPbPr/RGB), 1 x Audio 3.5mm. Outputs: 1 x Audio 3.5mm, 1 x USB-A power 1.5A. Control: 1 x RS232	Inputs: 1 x HDMI 1.4a 3D support + MHL, 1 x HDMI 1.4a 3D support. Outputs: 1 x Audio 3.5mm. Control: 1 x 3D sync, 1 x 12V trigger, 1 x mini USB service	Inputs: 1 x HDMI 1.4a 3D support + MHL, 1 x HDMI 1.4a 3D support. Outputs: 1 x Audio 3.5mm. Control: 1 x 3D sync, 1 x 12V trigger, 1 x mini USB service
Speaker	1x 10W	1x 10W	1x 10W
Optional wireless models	WHD200	WHD200	WHD200
Features	Full3D, USB power, Eco+, HDMI, Auto Power off	Full3D, Auto Power off, Full HD 1080p, HDMI, 24p	Full3D, Auto Power off, Full HD 1080p, HDMI, 24p

Home

HZ40



HD39Darbee



HD29H



HD28H



1080p Full HD (1920x1080)	1080p Full HD (1920x1080)	1080p Full HD (1920x1080)	1080p Full HD (1920x1080)
16:9	16:9	16:9	16:9
4,000 Lumens	3,500 Lumens	3,400 Lumens	3,600 Lumens
2,500,000:1	32,000:1	50,000:1	50,000:1
Laser	Lamp	Lamp	Lamp
30,000	15,000	15,000	15,000
30dB	29dB	25dB	27dB
5.5kg	2.81kg	2.87kg	2.5kg
337 x 265 x 122.5	315 x 224 x 114	316 x 244 x 108	316 x 244 x 108
1.21:1 ~ 1.59:1	1.4:1 ~ 2.24:1	1.47:1 ~ 1.62:1	1.47:1 ~ 1.62:1
1.3x manual	1.6x manual	1.1x manual	1.1x manual
0.71m ~ 7.63m (28" ~ 300.3") diagonal	0.67m ~ 7.7m (26.21" ~ 303.3") diagonal	0.71m ~ 7.65m (28" ~ 301") diagonal	0.71m ~ 7.65m (28" ~ 301") diagonal
0% horizontal, +/-40% vertical	+/-40% vertical	+/-40% vertical	+/-40% vertical
100%	99%	116%	116%
-	Vertical +17%	-	-
Inputs: 1 x HDMI 2.0, 1 x HDMI 1.4a 3D support, 1 x VGA (YPbPr/RGB), 2 x Audio 3.5mm. Outputs: 1 x Audio 3.5mm, 1 x USB-A power 1.5A. Control: 1 x RS232, 1 x RJ45, 1 x micro USB service	Inputs: 1 x HDMI 1.4a 3D support + MHL, 1 x HDMI 1.4a 3D support. Outputs: 1 x Audio 3.5mm, 1 x USB-A power 1A. Control: 1 x 3D sync, 1 x 12V trigger, 1 x mini USB service	Inputs: 1 x HDMI 2.0, 1 x HDMI. Outputs: 1 x Audio 3.5mm, 1 x USB-A power 1.5A. Control: 1 x 3D sync	Inputs: 1 x HDMI 2.0, 1 x HDMI 1.4a 3D support. Outputs: 1 x Audio 3.5mm, 1 x USB-A power 1.5A
1x 10W	1x 10W	1x 10W	1x 2W
WHD200	WHD200	WHD200	WHD200
Auto Power off, AV Mute, Full3D, HDMI, Portrait Projection	Full3D, Auto Power off, USB power, Full HD 1080p, Vertical Lens Shift	Full3D, USB power, HDMI, Full HD 1080p, Auto Power off	24p, Auto Power off, Full HD 1080p, Full3D, HDMI

PROJECTORS

Home

HD144X



HD143X



H116ST



Resolution	1080p Full HD (1920x1080)	1080p Full HD (1920x1080)	WXGA (1280x800)
Native aspect ratio	16:9	16:9	16:10
Brightness ¹	3,400 Lumens	3,200 Lumens	3,600 Lumens
Contrast ratio	23,000:1	23,000:1	30,000:1
Light source type	Lamp	Lamp	Lamp
Light source expected lifetime (max hrs) ²	12,000	12,000	15,000
Noise level (typical) ³	25dB	25dB	26dB
Net weight	2.87kg	2.87kg	3kg
Dimensions (W x D x H) mm	316 x 244 x 108	316 x 244 x 108	316 x 244 x 108
Throw ratio	1.47:1 ~ 1.62:1	1.47:1 ~ 1.62:1	0.52:1
Zoom type	1.1x manual	1.1x manual	Fixed
Screen size	0.71m ~ 7.65m (28" ~ 301") diagonal	0.71m ~ 7.65m (28" ~ 301") diagonal	0.91m ~ 7.7m (35.64" ~ 302.98") diagonal
Keystone	+/-40% vertical	+/-40% vertical	+/-40% vertical
Native offset	116%	116%	112%
Lens shift	-	-	-
Connections	Inputs: 1 x HDMI 1.4a 3D support + MHL, 1 x HDMI 1.4a 3D support. Outputs: 1 x Audio 3.5mm, 1 x USB-A power 1.5A. Control: 1 x 3D sync, 1 x 12V trigger	Inputs: 1 x HDMI 1.4a 3D support + MHL, 1 x HDMI 1.4a 3D support. Outputs: 1 x Audio 3.5mm, 1 x USB-A power 1.5A. Control: 1 x 3D sync, 1 x 12V trigger	Inputs: 1 x HDMI 1.4a 3D support, 1 x VGA (YPbPr/RGB), 1 x Composite video, 1 x Audio 3.5mm. Outputs: 1 x VGA, 1 x Audio 3.5mm, 1 x USB-A power 1A. Control: 1 x RS232
Speaker	1x 10W	1x 10W	1x 10W
Optional wireless models	WHD200	WHD200	WHD200
Features	USB power, Full HD 1080p, HDMI, Full3D, 24p	USB power, Full HD 1080p, HDMI, Full3D, 24p	Full3D, USB power, HDMI, HD Ready, Auto Power off

Home

H116



H184X



ML1050ST+



ML1050ST



Resolution	WXGA (1280x800)	WXGA (1280x800)	WXGA (1280x800)	WXGA (1280x800)
Native aspect ratio	16:10	16:10	16:10	16:10
Brightness ¹	3,800 Lumens	3,600 Lumens	1,000 LED Brightness ⁵	1,000 LED Brightness ⁵
Contrast ratio	30,000:1	28,000:1	20,000:1	20,000:1
Light source type	Lamp	Lamp	LED	LED
Light source expected lifetime (max hrs) ²	15,000	15,000	20,000	20,000
Noise level (typical) ³	27dB	27dB	22dB	22dB
Net weight	3kg	3kg	0.42kg	0.42kg
Dimensions (W x D x H) mm	316 x 244 x 108	316 x 244 x 108	112 x 123 x 57	112 x 123 x 57
Throw ratio	1.55:1 ~ 1.73:1	1.55:1 ~ 1.73:1	0.8:1	0.8:1
Zoom type	1.1x manual	1.1x manual	Fixed	Fixed
Screen size	0.82m ~ 7.61m (32.24" ~ 299.53") diagonal	0.82m ~ 7.61m (32.24" ~ 299.53") diagonal	1.27m ~ 2.54m (50" ~ 100") diagonal	0.64m ~ 2.54m (25" ~ 100") diagonal
Keystone	+/-40% vertical	+/-40% vertical	+/-40% vertical	+/-40% vertical
Native offset	112%	112%	100%	100%
Lens shift	-	-	-	-
Connections	Inputs: 1 x HDMI 1.4a 3D support, 1 x VGA (YPbPr/RGB), 1 x Composite video, 1 x Audio 3.5mm. Outputs: 1 x VGA, 1 x Audio 3.5mm, 1 x USB-A power 1A. Control: 1 x RS232	Inputs: 1 x HDMI 1.4a 3D support, 1 x VGA (YPbPr/RGB), 1 x Composite video, 1 x Audio 3.5mm. Outputs: 1 x VGA, 1 x Audio 3.5mm, 1 x USB-A power 1A. Control: 1 x RS232	Inputs: 1 x HDMI 1.4a 3D support + MHL, 1 x microSD card, 1 x USB-A reader, 1 x Universal I/O - VGA. Outputs: 1 x Audio 3.5mm	Inputs: 1 x HDMI 1.4a 3D support + MHL, 1 x microSD card, 1 x USB-A reader, 1 x VGA (YPbPr/RGB). Outputs: 1 x Audio 3.5mm
Speaker	1x 10W	1x 10W	1x 1W	1x 1W
Optional wireless models	WHD200	WHD200	WUSB	WUSB
Features	Full3D, USB power, Eco+, HDMI, HD Ready	Full3D, USB power, Eco+, HDMI, HD Ready	USB reader, HDMI, HD Ready, LED, 24/7 operation	USB reader, HDMI, HD Ready, LED, 24/7 operation

PROJECTORS

Home

ML750ST



ML750e



LV130






Resolution	WXGA (1280x800)	WXGA (1280x800)	WVGA (854x480)
Native aspect ratio	16:10	16:10	16:9
Brightness ¹	800 LED Brightness ⁵	700 LED Brightness ⁵	300 LED Brightness ⁵
Contrast ratio	20,000:1	20,000:1	100,000:1
Light source type	LED	LED	LED
Light source expected lifetime (max hrs) ²	20,000	20,000	30,000
Noise level (typical) ³	22dB	30dB	26dB
Net weight	0.42kg	0.38kg	0.4kg
Dimensions (W x D x H) mm	112 x 123 x 57	105 x 106 x 39	108 x 126 x 36
Throw ratio	0.8:1	1.5:1	1.1:1
Zoom type	Fixed	Fixed	Fixed
Screen size	0.64m ~ 2.54m (25" ~ 100") diagonal	0.43m ~ 2.54m (17" ~ 100") diagonal	0.64m ~ 2.03m (25" ~ 80") diagonal
Keystone	+/-40% vertical	+/-40% vertical	+/-40% vertical
Native offset	100%	100%	100%
Lens shift	-	-	-
Connections	Inputs: 1 x HDMI 1.4a 3D support + MHL, 1 x microSD card, 1 x USB-A reader, 1 x VGA (YPbPr/RGB). Outputs: 1 x Audio 3.5mm	Inputs: 1 x HDMI 1.4a 3D support + MHL, 1 x microSD card, 1 x USB-A reader. Outputs: 1 x Audio 3.5mm	Inputs: 1 x HDMI 1.4a 3D support + MHL. Outputs: 1 x Audio 3.5mm, 1 x USB-A power 1A
Speaker	1x 1W	1x 1W	1x 1.5W
Optional wireless models	WUSB	WUSB	-
Features	HD Ready, LED, 24/7 operation, 24p, HDMI	USB reader, 24/7 operation, HDMI, HD Ready, LED	USB power, HDMI, LED, 24/7 operation, 24p






SCREENS





Manual pull down

Model name	DS-3084PWC	DS-3100PMG+	DS-3120PMG+
			
Format	4:3	4:3	4:3
Gain	1	1	1
Screen material	Matte white	Matte white	Matte white
Viewing size (W x H mm)	1710 x 1280	2030 x 1520	2340 x 1755
Diagonal viewing (inch)	84	100	120
Black border R & L (mm)	40	50	47
Black border bottom (mm)	35	60	45
Black border top (mm)	80	80	80
Weight (kg)	8.96	11.13	13.6
Case dimensions (W x D x H mm)	1910 x 112 x 86 (including brackets)	2250 x 112 x 86 (including brackets)	2554 x 112 x 86 (including brackets)


Manual pull down

Model name	DS-9120MGA	DS-1095PMG+	DS-1109PMG+
			
Format	16:9	16:10	16:10
Gain	1	1	1
Screen material	Matte white	Matte white	Matte white
Viewing size (W x H mm)	2030 x 1269	2030 x 1269	2340 x 1463
Diagonal viewing (inch)	95	95	109
Black border R & L (mm)	50	50	47
Black border bottom (mm)	60	60	40
Black border top (mm)	300	300	300
Weight (kg)	11.3	11.3	13.38
Case dimensions (W x D x H mm)	2250 x 112 x 86	2250 x 112 x 86 (including brackets)	2554 x 112 x 86 (including brackets)

Manual pull down

Model name	DS-9072PWC	DS-9084PMG+	DS-9092PWC	DS-9106MGA
				
Format	16:9	16:9	16:9	16:9
Gain	1	1	1	1
Screen material	Matte white	Matte white	Matte white	Matte white
Viewing size (W x H mm)	1594 x 897	1860 x 1045	2030 x 1145	2340 x 1320
Diagonal viewing (inch)	72	84	92	106
Black border R & L (mm)	50	50	50	47
Black border bottom (mm)	55	35	60	45
Black border top (mm)	300	300	300	300
Weight (kg)	8.96	9.92	11.3	13.38
Case dimensions (W x D x H mm)	1814 x 112 x 86 (including brackets)	2080 x 112 x 86 (including brackets)	2250 x 112 x 86 (including brackets)	2554 x 112 x 86

Manual pull down

Model name	DS-1123PMG+	DE-9120ETT	DE-9106ETT	DE-3100EGA
				
Format	16:10	16:9	16:9	4:3
Gain	1	1	1	1
Screen material	Matte white	PS series flexible fabric, matte white	PS series flexible fabric, matte white	Matte white
Viewing size (W x H mm)	2656 x 1660	2346 x 1320	2656 x 1660	2030 x 1520
Diagonal viewing (inch)	123	106	123	100
Black border R & L (mm)	50	80	80	50
Black border bottom (mm)	40	55	55	55
Black border top (mm)	300	400	400	80
Weight (kg)	20	18.4	20.7	12.5
Case dimensions (W x D x H mm)	2920 x 118 x 132	2843 x 142 x 152	3158 x 142 x 152	2280 x 108 x 113

Tab tension



Electric

SCREENS





Electric

Model name	DE-3120EGA	DE-9092EGA	DE-9106EGA
			
Format	4:3	16:9	16:9
Gain	1	1	1
Screen material	Matte white	Matte white	Matte white
Viewing size (W x H mm)	2400 x 1800	2030 x 1145	2340 x 1320
Diagonal viewing (inch)	120	92	106
Black border R & L (mm)	50	50	50
Black border bottom (mm)	55	55	55
Black border top (mm)	80	300	300
Weight (kg)	14.8	12.27	14.2
Case dimensions (W x D x H mm)	2650 x 108 x 113	2280 x 108 x 113	2590 x 108 x 113





Manual pull up

Model name	DP-3072MWL	DP-3084MWL	DP-9046MWL
			
Format	4:3	4:3	16:9
Gain	1	1	1
Screen material	Matte white	Matte white	Matte white
Viewing size (W x H mm)	1463 x 1097	1707 x 1280	1016 x 572
Diagonal viewing (inch)	72	84	46
Black border R & L (mm)	35	35	25
Black border bottom (mm)	680	800	210
Black border top (mm)	25	25	20
Weight (kg)	5.63	6.33	2.8
Case dimensions (W x D x H mm)	1620 x 115 x 115	1867 x 115 x 115	1124 x 140 x 84

Electric




Model name	DE-9120EGA	DE-1095EGA	DE-1109EGA	DE-1123EGA
				
Format	16:9	16:10	16:10	16:10
Gain	1	1	1	1
Screen material	Matte white	Matte white	Matte white	Matte white
Viewing size (W x H mm)	2656 x 1494	2030 x 1269	2340 x 1463	2340 x 1755
Diagonal viewing (inch)	120	95	109	123
Black border R & L (mm)	50	50	47	50
Black border bottom (mm)	55	50	50	50
Black border top (mm)	300	300	300	300
Weight (kg)	16	12.27	14.2	16
Case dimensions (W x D x H mm)	2983 x 108 x 113	2280 x 108 x 113	2590 x 108 x 113	2906 x 108 x 113

Manual pull up

Model name	DP-9092MWL	DP-1082MWL	DP-1095MWL	ALR101
				
Format	16:9	16:10	16:10	16:9
Gain	1	1	1	0.42
Screen material	Matte white	Matte white	Matte white	Ambient light rejecting
Viewing size (W x H mm)	1016 x 572	1770 x 1106	2030 x 1267	2214 x 1245
Diagonal viewing (inch)	46	82	95	100
Black border R & L (mm)	25	28	35	-
Black border bottom (mm)	210	907	698	-
Black border top (mm)	20	25	35	-
Weight (kg)	2.8	6.46	7.5	13
Case dimensions (W x D x H mm)	1124 x 140 x 84	1930 x 115 x 155	2192 x 115 x 155	2330 x 380 x 160

DOCUMENT CAMERAS

Model name	DC350	DC450	DC550
			
Resolution	XGA, 720	XGA, UXGA, 720 and 1080 support	XGA, UXGA, 720 and 1080 support
Camera	5MP	13MP	8MP
Zoom	5x optical, 8x digital	17x optical, 8x digital	17x optical, 8x digital
SD card support	✓	✓	✓
Video recording	✓ (via USB or SD card)	✓ (via USB or SD card)	✓ (via USB or SD card)
Microscope adaptors	✓	✓	✓
Connections	VGA out, VGA , power over USB	VGA in/out, HDMI in/out	VGA in/out, HDMI in/out
SmartDC	Software support Windows 7, 8, 8.1, 10 and Apple OSX 10.7 or above	Software support Windows 7, 8, 8.1, 10 and Apple OSX 10.7 or above	Software support Windows 7, 8, 8.1, 10 and Apple OSX 10.7 or above
Features	Image rotation, mirror, freeze, compare, built-in mic, built-in speaker, VESA Mounting supported	Image rotation, mirror, freeze, compare, built-in mic, built-in speaker, VESA Mounting supported	Image rotation, mirror, freeze, compare, built-in mic, built-in speaker, VESA Mounting supported

Model name	DC455	DC554
		
		
Resolution	XGA,UXGA, WXGA and 720 support	XGA, UXGA, 720, 1080 and 4K support
Camera	13MP	13MP
Zoom	8x digital	17x optical, 8x digital
SD card support	✓	✓
Video recording	✓ (via USB or SD card)	✓ (via USB or SD card)
Microscope adaptors	✓	✓
Connections	VGA in/out, HDMI in/out	VGA in/out, HDMI in/out
SmartDC	Software support Windows 7, 8, 8.1, 10 and Apple OSX 10.7 or above	Software support Windows 7, 8, 8.1, 10 and Apple OSX 10.7 or above
Features	Image rotation, mirror, freeze, compare, built-in mic, built-in speaker	Image rotation, mirror, freeze, compare, built-in mic, built-in speaker, VESA Mounting supported

Accessories

Optoma accessories to help you make the most of your projection experience.



ACCESSORIES

Ceiling mount

OCM818B-RU / OCM818W-RU



Universal flush ceiling mount – available in black and white.

Ceiling mount

OCM815B / OCM815W



Universal pole ceiling mount – available in black and white, with extension pole.

UST mount

OVM3000



Compact wall mount with vertical adjustment and adjustable mounting plate for easy installation. Designed for the Optoma ultra short throw projector range.

ST mount

OVM300ST



Compact telescopic wall mount with vertical adjustment and adjustable mounting plate for easy installation. Designed for Optoma short throw projectors.

Table mount

OTM2000



Project directly onto a table top for a large interactive display with this easy installation table mount. Designed for the Optoma 320UST / 319UST ultra short throw projector range.

Wall mount adapter

EWMA2000



Upgrade your Epson BrightLink, BrightLink Pro and PowerLite ultra short throw projector with an Optoma 320UST / 319UST projector. Compatible with Epson projector mounts (ELPMB28 / ELPMB43).

Universal carry bag

SP.8EF08GC01



Lightweight, durable and comes with a strap. Compatible with most Optoma projectors.

Carry bag L

SP.72801GC01



Lightweight, durable and comes with a strap. Compatible with most Optoma projectors.

ACCESSORIES

QuickCast bundle

QCBUNDLE



This standalone presentation system gives presenters the freedom and flexibility to display content instantly from almost any device with an HDMI output. With no wires, software or applications to download, QuickCast is the ideal solution for hassle-free presentations at the click of a button.

QuickCast starter kit

QCSTARTER



This standalone presentation system gives presenters the freedom and flexibility to display content instantly from almost any device with an HDMI output. The starter kit includes 1x transmitter, 1x receiver, 2x HDMI extension cables and 2x USB to micro USB cables.

QuickCast cradle

QCCRADLE



Charging cradle for QuickCast transmitters.

QuickCast transmitter

QCTX



Additional transmitter for use with QuickCast bundle.

Wireless HDMI

WHD200



Stream 2D and 3D video content wirelessly to a projector or TV from a Blu-ray™ player, set-top box, gaming console or AV receiver; the WHD200 is capable of streaming 1080p formats including 24, 50 and 60Hz up to 20 metres in any room.

Wireless USB adapter

WUSB




WUSB lets you share photos, presentations and videos wirelessly. Ideal for use with Optoma ML750e and ML750ST.

UHDcast Pro HDMI dongle

H1AX00000113



Stream videos, share photos and documents in 4K UHD from your mobile device or laptop to your display device with ease.





Архангельск (8182)63-90-72
Астана (7172)727-132
Астрахань (8512)99-46-04
Барнаул (3852)73-04-60
Белгород (4722)40-23-64
Брянск (4832)59-03-52
Владивосток (423)249-28-31
Волгоград (844)278-03-48
Вологда (8172)26-41-59
Воронеж (473)204-51-73
Екатеринбург (343)384-55-89

Иваново (4932)77-34-06
Ижевск (3412)26-03-58
Иркутск (395)279-98-46
Казань (843)206-01-48
Калининград (4012)72-03-81
Калуга (4842)92-23-67
Кемерово (3842)65-04-62
Киров (8332)68-02-04
Краснодар (861)203-40-90
Красноярск (391)204-63-61
Курск (4712)77-13-04
Липецк (4742)52-20-81

Магнитогорск (3519)55-03-13
Москва (495)268-04-70
Мурманск (8152)59-64-93
Набережные Челны (8552)20-53-41
Нижний Новгород (831)429-08-12
Новокузнецк (3843)20-46-81
Новосибирск (383)227-86-73
Омск (3812)21-46-40
Орел (4862)44-53-42
Оренбург (3532)37-68-04
Пенза (8412)22-31-16

Пермь (342)205-81-47
Ростов-на-Дону (863)308-18-15
Рязань (4912)46-61-64
Самара (846)206-03-16
Санкт-Петербург (812)309-46-40
Саратов (845)249-38-78
Севастополь (8692)22-31-93
Симферополь (3652)67-13-56
Смоленск (4812)29-41-54
Сочи (862)225-72-31
Ставрополь (8652)20-65-13

Сургут (3462)77-98-35
Тверь (4822)63-31-35
Томск (3822)98-41-53
Тула (4872)74-02-29
Тюмень (3452)66-21-18
Ульяновск (8422)24-23-59
Уфа (347)229-48-12
Хабаровск (4212)92-98-04
Челябинск (351)202-03-61
Череповец (8202)49-02-64
Ярославль (4852)69-52-93

Киргизия (996)312-96-26-47 Казахстан (772)734-952-31 Таджикистан (992)427-82-92-69

Единый адрес для всех регионов: www.optoma.nt-rt.ru || omq@nt-rt.ru